

Hello Witness To Love Couples!

There are two options available to access **Witness to Love's Couples Video Series** that go along with your workbook. **Choose one of the following options:**

Option 1: Via the computer only

- If you would prefer to access **Witness to Love's Couples Video Series** via the **computer** only, please use this link to 'purchase' the video content for free and choose from the drop down menu- English Engaged, Spanish Engaged or CMI Couple Video Series: <https://witnessstolove.org/product/witness-to-loves-couples-video-series/>

Option 2: Via the Witness to Love web based app

- **How to successfully access and use the Witness to Love web based app:**
Please use the *parish specific app invitation link* given to you by your MPC, to access the Witness to Love app. *Do not download the app directly from the app store on your smartphone or tablet. **You must use the invitation link in order to have access to the content.***
You may access the web based app from your computer or download the app on your smartphone or tablet. Your sign-in information will be the same.

Find **instructional videos** for using the app here:

[Smartphone or Tablet](#)

[Computer](#)

For **App resources and additional FAQ's** please visit our [website](#).

For log-in issues and/or technical difficulty, please contact **Gloo (our app developers) customer service** at Gloo Support at support@gloo.us

The Witness to Love Parish Support Team is here to offer support and answer any questions!

To Contact a Team Member, please email parishsupport@witnessstolove.com or call

337-282-0446

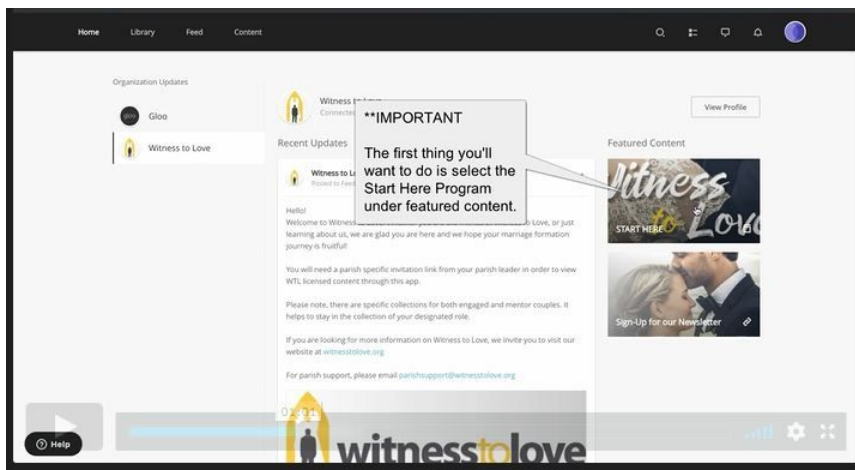
See below for visual directions for accessing the web based app:

Let's get started!

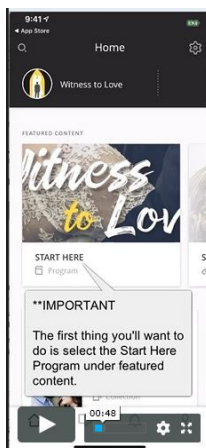


Once you are logged in, you will begin with the 'Start Here' program. This first step connects you to **Witness to Love's** licensed content.

Computer view:

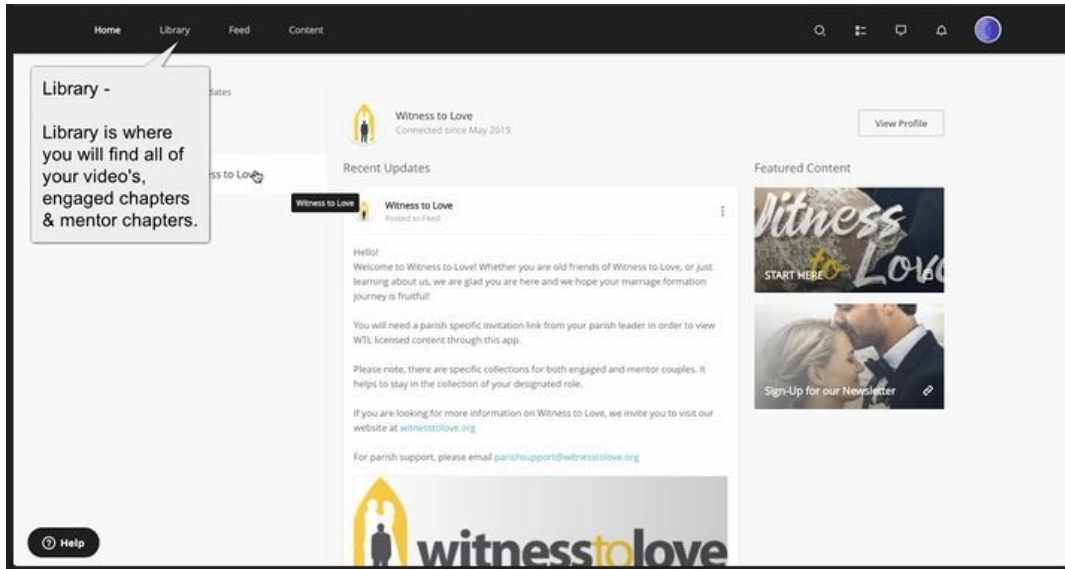


-Phone view:



Once the 'Start Here' program is complete, you will be able to access the different collections available found in the **'Library'** of the app.

Computer view:



Phone view:

